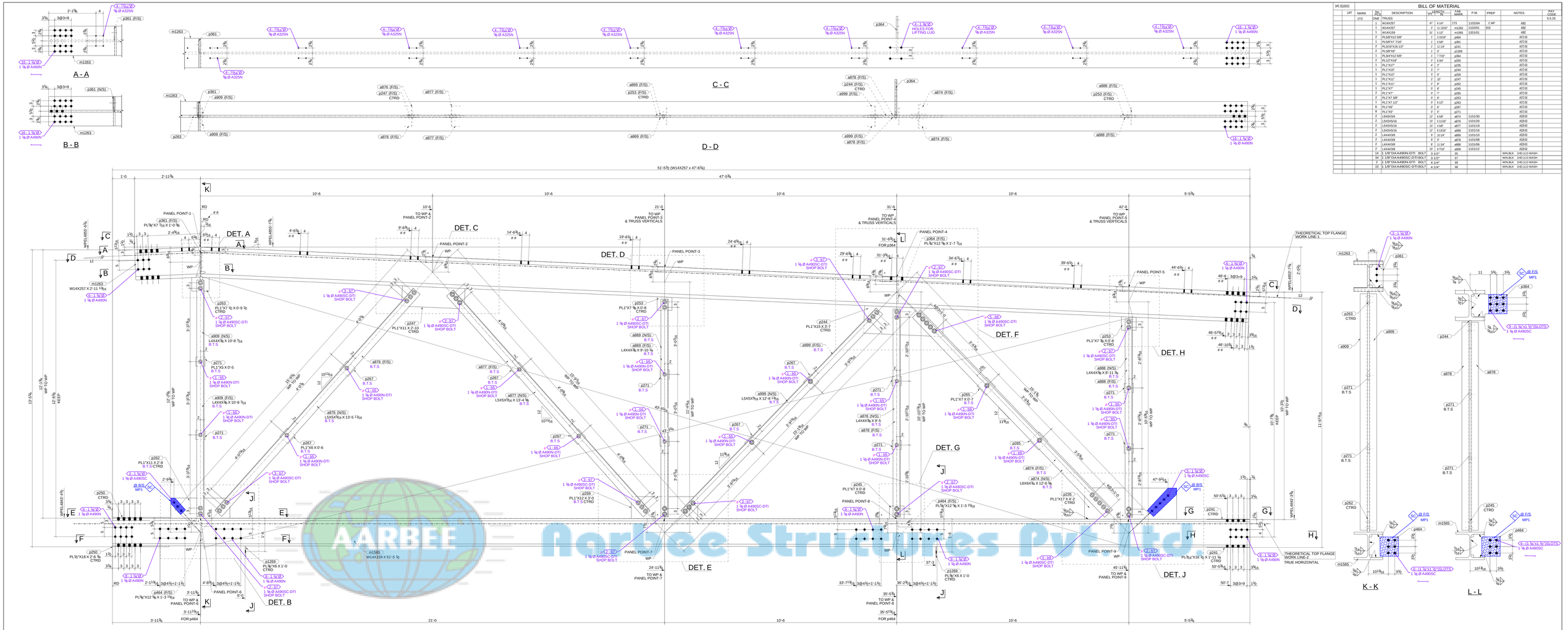

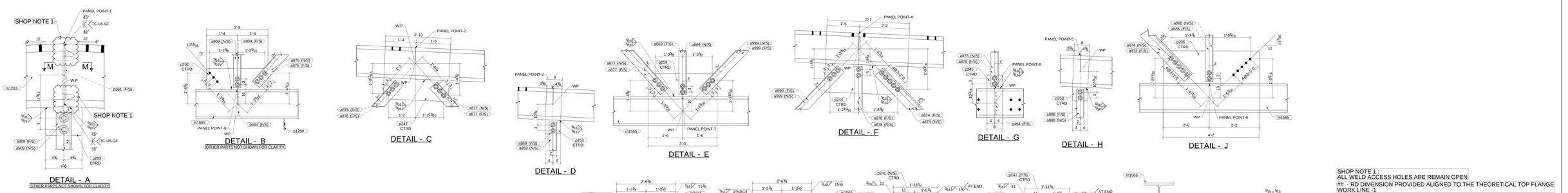

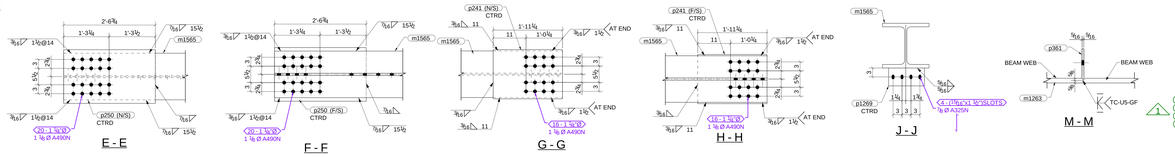

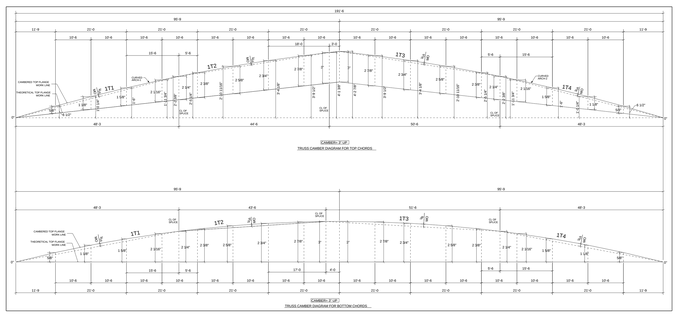





ONE-TRUSS-1T3

W	16 5/8"x1 3/16"
F	10"x1 7/8"
E	3 3/16"

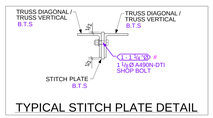

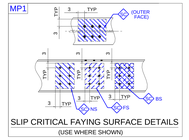

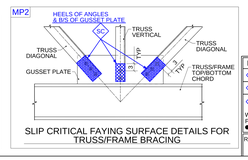

BILL OF MATERIAL

[#5.31]DIST	LRT	MARK	NO. PIECES	DESCRIPTION	LENGTH FT-IN	FAB. MARK	P.M.	PREP	NOTES	3'AY CODE 5.5.25
		1T3	ONE	TRUSS						
			1	W14X257	47' 6 1/4"	1T3	1102/04	C WP	X80	
			1	W14X257	2' 11 13/16"	m1263	1102/01	B1E	X80	
			1	W14X159	51' 5 1/2"	m1565	1201/01		X80	
			2	PL5/8"X12 5/8"	1' 3 15/16"	p464			A572-50	
			1	PL5/8"X7 7/16"	1' 5 9/16"	p361			A572-50	
			2	PL3/16"X16 1/2"	1' 11 1/4"	p241			A572-50	
			2	PL3/8"X6"	1' 0"	p1289			A572-50	
			1	PL3/4"X12 5/8"	1' 7 7/16"	p364			A572-50	
			2	PL1/2"X18"	2' 6 3/4"	p250			A572-50	
			1	PL1"X11"	4' 2"	p235			A572-50	
			1	PL1"X15"	3' 7"	p244			A572-50	
			1	PL1"X11"	2' 8"	p259			A572-50	
			1	PL1"X11"	2' 10"	p247			A572-50	
			1	PL1"X11"	2' 8"	p262			A572-50	
			1	PL1"X7"	0' 8"	p245			A572-50	
			1	PL1"X7"	0' 7"	p265			A572-50	
			2	PL1"X7 3/8"	0' 8"	p253			A572-50	
			1	PL1"X7 1/2"	0' 8 1/2"	p263			A572-50	
			6	PL1"X5"	0' 6"	p267			A572-50	
			8	PL1"X5"	0' 5"	p271			A572-50	
			2	L6X6X3/4	12' 6 5/8"	a874	1101/30		A529-50	
			2	L5X5X5/16	13' 5 11/16"	a878	1101/20		A529-50	
			2	L5X5X5/16	13' 4 1/8"	a877	1101/19		A529-50	
			2	L5X5X5/16	12' 8 13/16"	a999	1101/16		A529-50	
			2	L4X4X3/8	9' 10 1/4"	a869	1101/10		A529-50	
			2	L4X4X3/8	9' 5"	a876	1101/08		A529-50	
			2	L4X4X3/8	8' 11 3/8"	a888	1101/06		A529-50	
			2	L4X4X3/8	10' 8 7/16"	a909	1101/12		A529-50	
			14	1 1/8"DIA A490N-DTI BOLT	3 1/2"	t6			WIN.BLK	1HD.1LD WASH
			34	1 1/8"DIA A490SC-DTI BOLT	3 1/2"	t7			WIN.BLK	1HD.1LD WASH
			2	1 1/8"DIA A490N-DTI BOLT	4 1/4"	t8			WIN.BLK	1HD.1LD WASH
			10	1 1/8"DIA A490SC-DTI BOLT	4 1/4"	t8			WIN.BLK	1HD.1LD WASH

SHOP NOTE 1 :
ALL WELD ACCESS HOLES ARE REMAIN OPEN

- RD DIMENSION PROVIDED ALIGNED TO THE THEORETICAL TOP FLANGE WORK LINE -1

- ALL HIGH STRENGTH BOLTS ARE PRETENSIONED USING "SQUIRTER DTI" WASHER (U.N.O)

SHOP NOTE : ALL DIMENSION ARE IN HORIZONTAL PLANE, NOT ALIGNED TO THE CAMBER LINE
ALL POST & STIFFENERS ARE TRUE VERTICAL

1 CLEAN & PAINT BACK AREAS OF BACK TO BACK ANGLES THAT-DO NOT OVERLAP GUSSET PLATES AND BOTH SIDES AND EDGES-OF STITCH PLATES PRIOR TO ASSEMBLING THE TRUSS.

* INDICATES DIMENSION BETWEEN PANEL POINT AND THEORETICAL TOP FLANGE WORK LINE

SEAL WELD PROVIDE CORNERS

SHOP NOTE: ALL WELDS ARE 5/16" REQUIRED UNLESS NOTED EXCEPT FILLP AREAS ARE 1/4" REQUIRED WELDS (NO TEN WELDING OF PIPES)

1/8" SEAL WELD

SEAL WELD BETWEEN DOUBLE ANGLE GENERAL ANGLE, SAE SEAL WELD DETAIL

REV.	DESCRIPTION	DATE
1	REVISED AS MARKED	12/14/2021
0	ISSUED FOR FABRICATION	11/17/2021
A	ISSUED FOR APPROVAL	10/08/2021

MATERIAL	CONNECTIONS	GENERAL NOTES
WF & BTL ARE: ANGLES : ASTM GR 50 (U.N) PLATES : ASTM GR 50 (U.N) CHNS : ASTM GR 50 (U.N) ALL OTHER : A36 (U.N.)	HOLES : 15/16" Ø (U.N.) RIVETS : 7/8" Ø A325N (U.N.) ELECTRODES: E70 (U.H)	ALL RUNNING DIMENSIONS FROM END OF MAIN MATERIAL ALL VERTICAL SPACING OF HOLES TO BE 3" U.N. ALL RE-ENTRANT CUTS RADUSED (R=1/2" MIN.) ALL BEAMS TO BE FABRICATED WITH REISDUAL CAMBER UP ALL H.S. SHOP BOLTS TO BE FULLY PRE-TENSIONED U.N. B.T.S INDICATES SHOP BOLT AFTER CONTAC ST INDICATES "SNUG TIGHT" QC GAGE ALL WELDS

SURFACE PREP: SSPC-SP6
PRIMER: Steel Spec Universal Primer DFT 2 - 4
INT. COAT: N/A
FINISH : N/A
COLOR : Gray

ERECTION DRWG. NO. E1-005, E1-103 & E1-201

LEGEND
- PRIMER ONLY
- NO PAINT
- SLIP CRITICAL CLASS "B"

WHERE MARKED: MASK FAYING SURFACES:
● NO PAINT ○ PRIMER ONLY

RELEASED FOR:
FABRICATION

DESCRIPTION: TRUSS DETAILS
PROJECT: EVERAZ NA LONG RAIL MILL
CUSTOMER: WANZEK CONSTRUCTION, INC.

DRAWN BY	DATE
SBS	10/01/2021
CHKD BY	DATE
CCN	10/08/2021

JOB NUMBER
21-21

DRAWING NUMBER	SHEET	REV.
1T3	1/1	1

AARBEE Aarbee Structures Pvt. Ltd.